


























ShoreTel IP Phone 485g Quick Reference

PHONE OPERATION










Place Calls

- Use the speakerphone or a headset  or  + Ext.
- Use the Directory  +  to select + 
- Make a conference call  + Ext. +  or 
- Make a call from History  +  to select + 
- Use the Intercom (through Directory)  +  to select +  + 



Answer Calls

- Answer a call Lift handset or  or  or 
- Send a call to voicemail  or 
- Divert an incoming call  + Ext. + 
- Adjust volume of handset, headset, or speakerphone  to select
- Answer call waiting (incoming call) Press green blinking call appearance button or 
- Pick up a call for another extension  + Ext.

Interact with Calls

- Mute a call 
- Place a call on hold  or press call appearance button
- Take a call off hold  or press orange blinking call appearance button
- Transfer a call  + Ext. +  or 
- Join calls 
- Park a call on another extension  + Ext.
- Unpark a call  + Ext.

VOICEMAIL

- Check visual voicemail  + Password + 
- Log in to voicemail main menu  +  + Password + 
- Log in from another extension  +  +  + Ext. + Password + 

Notes
